

ARROW BINGO CONVERTER OPERATOR'S MANUAL

ARROW INTERNATIONAL
CAPITOL BINGO
EQUIPMENT DIVISION



Introduction

The Arrow Bingo converter is a state of the art systems conversion and testing tool. The converter allows non compatible bingo systems to work with each other. Most bingo systems can be upgraded or added to with out changing the existing flashboards. As a testing tool the Arrow Bingo Converter has two built in diagnostic test patterns that will test flashboards without the need for a console. The unit also has easy to read status indicator lights that show the condition of the console input signal.

This manual will guide you through installation of the Arrow Bingo Converter and how to use it in stand alone test mode.

Table of Contents

Introduction

SECTION 1

Electrical Specifications	1.0
Supported Systems	1.1
Contacting Service	1.2
Damage Action Process	1.3

SECTION 2

Controls and indicators	2.0
Set Up	2.1
Outputs	2.2
Accessories	2.3
Limited Warranty	2.4

1.0 Electrical Specifications

Environment:

Indoor use only, no condensation

Recommended Operating Temperature: 15C to 35C (59F to 95F)

Storage temperature: -5C to 45C (23F to 113F)

Regulatory:

C-UL US Listing (pending)

Electrical:

Flashboard outputs:

0 to 5V output, up to 150ma sink or source, short circuit and ESD protected

Fused for severe damage

Power Supply

Input: 120 VAC 60Hz Output: 10 VAC 500ma

1.1 Supported Systems

Arrow International

TPI

Bingo King

Statesman

System 80

BK A systems

Presidential

System 90

BK B systems

Senator

System 100

1.2 Contacting Service

For Service information or technical assistance, contact the

Arrow Technical Assistance Center 1-800-277-6214

1.3 Damage Action Process

Your Arrow Bingo Converter contains delicate electronic equipment. It is imperative that you thoroughly inspect the contents of each package before accepting product delivery from the carrier.

In case of severe damage, refuse the equipment from the carrier. Contact your distributor or Arrow International for immediate replacement.

In case of damage, make a note on the bill of lading before accepting, take a photo of the damage, and keep the packaging to aid in recovering the amount of claim against the carrier.

If the product is damaged but acceptable, take a photo before and after unpacking as a record of the damage and contact the carrier's agent immediately for inspection. Be sure to obtain a copy of the inspection report for your records.

If these precautions are not taken, we cannot assist you in recovering the amount of the claim against the carrier.

2.0 Controls and Indicators

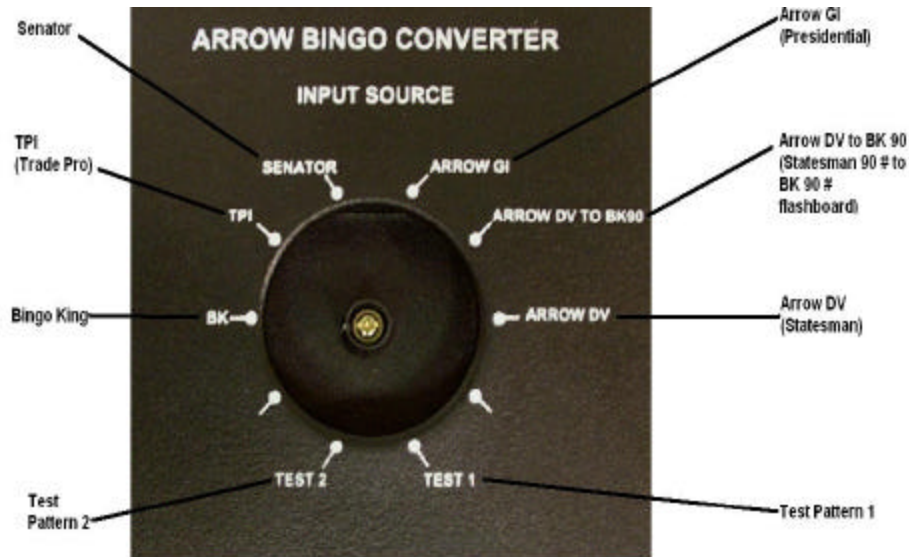


Figure 2.0

The Arrow Bingo Converter is user friendly and simple to use. The diagram above shows the basic user controls.

Senator-----Arrow International Senator Bingo console

TPI----- Trade Pro Bingo Console. (See chart in section 1.1 for a list of supported systems)

BK----- Bingo King console. (See chart in section 1.1 for a list of supported systems)

Arrow G.I. ----- Arrow International Presidential Bingo Console

Arrow DV to BK 90----- Statesman 90 number console to Bingo King 90 number flashboard

Arrow DV-----Arrow International Statesman Bingo console

Test 2----- Tests all flashboard types with the column and row test pattern

Test 1----- Tests all flashboard types with the all lamps on all lamps off pattern




Figure 2.1

Figure 2.1 illustrates the input and status panel of the Arrow Bingo Converter. This panel consists of the following:

Power Input----- Receptacle for the external power supply or the (optional) battery pack.

Reset Button---- Resets the Arrow Bingo Converter

Power Indicator LED----- Illuminates **Yellow** when proper voltage is applied to the unit.

RS 232 Interface---- Allows the Arrow bingo converter to communicate with a PC. (Optional)

Console Input Status LED---- **Green** = Good Signal, **Red** = No data. These indicators will blink red and green when the unit is in flashboard test mode.

INPUT----- Console input. The input section consists of 1 RJ-12 and 1 Cinch Jones input. **Only one input can be used at any time.**

2.1 Set up

To set up the Arrow Bingo Converter for use, Follow the procedure below and refer to **figure 2.2**.

1. Plug in the external power supply
2. Press the reset button on the Arrow Bingo Converter
3. Set the selector knob to the type of input you have
4. Connect input cable between the bingo output of the console and the console input of the converter
5. Connect the flashboard cable to the appropriate output on the converter

The Arrow Bingo Converter only requires that the console input be selected in order to drive all of the supported flashboard types. This means that a single console can drive all the supported flashboards simultaneously!

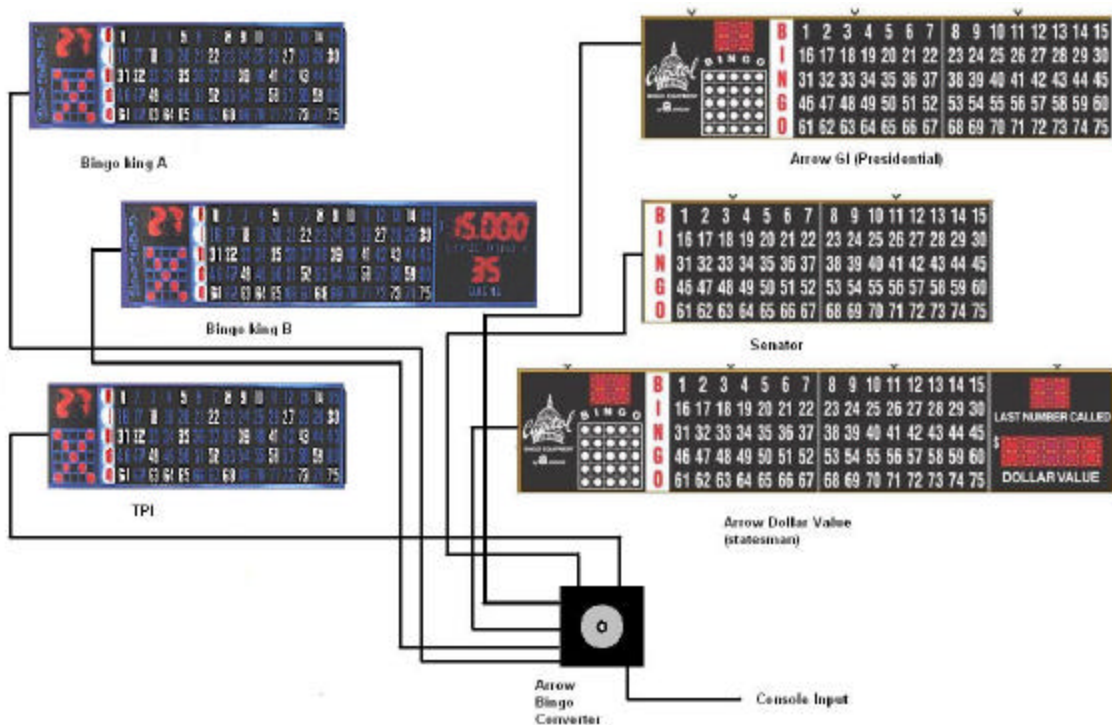


Figure 2.2

To use the Arrow Bingo Converter as a test unit, select either of the test patterns. The test function does not require a console input. The unit can act as a standalone flashboard tester using either the external power supply or the (optional) battery pack. To test the console output, connect the console bingo output to the Arrow Bingo Converter input. Refer to the input status indicator chart on page 7.

2.2 Outputs

The Arrow Bingo Converter has two output panels. The main output panel consists of 6 RJ-12 connectors. The secondary sets are the dedicated senator and TPI outputs.



Figure 2.3




Figure 2.4

The set of BK data and Payout outputs are dual purpose. Each output puts out both the BK data and the BK prize payout data. This has the advantage of running only one data cable to the BK prize payout flashboards. To break the signal back out, use a Data Cable Splitter listed below.

2.3 Accessories

The following list contains the accessories that are available for the Arrow Bingo Converter. Please contact the Arrow Technical Assistance Center at 1800-277-6214 for more information.

1234567	Power supply
1234567	Battery Pack
1234567	Bingo King input cable
445001004	Arrow input cable adapter (RJ-12)
445001003	Arrow input cable (cinch Jones)
46253	Arrow flashboard Cheater (3 to 6 pin)
1234567	PC accessory pack
1234567	RS 232 cable
1234567	RJ-12 Data cable splitter

2.3 Limited Warranty

CAPITOL BINGO EQUIPMENT LIMITED WARRANTY

Set out below are the terms of the Limited Warranty made by Arrow International, Inc. ("Arrow") in connection with the sale of the Capitol Bingo Equipment (the "Equipment").

1. Limited Warranty

Arrow warrants to the original purchaser ("Purchaser") that the Equipment will, for a period of ONE (1) YEAR from the date of original purchase from an authorized Arrow dealer, be free from manufacturing defects in material and workmanship. Purchaser represents to Arrow that no employee, agent, or representative of Arrow (or an Arrow dealer) has made any representation or warranty regarding the Equipment except as set out herein.

This Limited Warranty applies to normal commercial use and does not cover failures or damage which (a) occurs in shipment; (b) are caused by products not supplied by Arrow; or (c) result from accident, misuse, abuse, neglect, mishandling, misapplication, alteration, set-up-adjustments or modifications. This Limited Warranty also does not cover any damage resulting from failure to install the Equipment in strict conformity with both local fire and building codes and regulations, or if the installation does not comply with the installation instructions provided by Arrow.

2. Disclaimer of Warranties

ARROW MAKES NO WARRANTIES, EXPRESS OR IMPLIED (INCLUDING, WITHOUT LIMITATION, MERCHANTABILITY, FITNESS FOR PARTICULAR PURPOSE, OR AGAINST INFRINGEMENT OF ANY PATENT), EXCEPT AS EXPRESSLY PROVIDED HEREIN. THE EXPRESS WARRANTIES PROVIDED HEREIN ARE IN LIEU OF AND EXCLUDE ALL OTHER WARRANTIES, GUARANTEES OR REPRESENTATIONS, EXPRESS OR IMPLIED, WHETHER ARISING BY OPERATION OF LAW OR OTHERWISE.

3. Limitation of Remedies

If the Equipment supplied does not conform to the Limited Warranty set out above, Arrow will, at its option, (a) repair or replace the Equipment, or part thereof, which is defective, or (b) refund so much of the purchase price as Purchaser has paid for the defective equipment, less 1/24th of the purchase price for each month between the date of the purchase from an authorized Arrow dealer and the date of the discovery of the defect, provided that written notice of the defect and its nature is given to Arrow as soon as practical after discovery of the defect, but in no event later than 90 days from the date of the discovery of the defect.

4. Limitation of Liability

The remedy of repair, replacement, or refund of the purchase price is Purchaser's sole and exclusive remedy and will satisfy all of Arrow's liabilities, whether based on contract, negligence, tort, product liability, and strict liability or otherwise. IN NO EVENT WILL ARROW BE LIABLE FOR INCIDENTAL OR CONSEQUENTIAL DAMAGES, NOR WILL ITS LIABILITY IN CONNECTION WITH ANY EQUIPMENT OR SERVICE SOLD (INCLUDING NONDELIVERY OR LATE DELIVERY THEREOF) EXCEED THE SALE PRICE OF SUCH EQUIPMENT OR SERVICE.

5. Warranty Voided

Any obligations of Arrow under this Limited Warranty will be deemed to have been satisfied if anyone other than an authorized Capitol Bingo Equipment Dealer services the equipment.

6. Transfer of Limited Warranty

Purchaser may transfer its rights under this Limited Warranty, subject to the terms and conditions hereof, to a buyer ("Buyer") from Purchaser of the Equipment. Thereafter, the rights under this Limited Warranty are not transferable.

For the transfer by Purchaser of the Limited Warranty to be effective, the following conditions must have occurred no later than the 30th day following the date of resale to Buyer:

- A. Purchaser must have complied with all requirements to make the Limited Warranty effective as to Purchaser; and

- B. The Equipment (as an entire unit and as purchased by Purchaser) must be transferred to Buyer.

Upon an effective transfer of this Limited Warranty, Buyer will be considered to be 'Purchaser' for paragraphs 1, 4 and 8 hereof.

7. Inspection

With respect to any claim that the Equipment is defective, Arrow will be allowed a reasonable time to inspect the Equipment, in place. If the Equipment is altered or removed before Arrow has made such inspection or waived its right to do so, the obligations of Arrow under this Limited Warranty will be deemed to have been satisfied.

8. Proof of Purchase

Notwithstanding anything to the contrary in this Limited Warranty, Purchaser must, upon Arrow's request, submit proof of original purchase (satisfactory to Arrow) of the Equipment. The Limited Warranty set out above shall not apply to, nor cover, any Equipment for which Purchaser is unable, upon Arrow's request, to supply such proof of purchase.

9. Limitation of Actions

Any legal action against Arrow for a default of its obligations under this Limited Warranty must be commenced within two (2) years from the date the Equipment was sold by an authorized dealer of the Equipment.

10. How to Obtain Service

If a problem with this Equipment develops during or after the warranty period, proceed as follows:

- A. Refer to your Operator's Manual and follow the Troubleshooting Table within the 'Service Section'.
- B. Contact the authorized Capitol Bingo Equipment Distributor from whom you purchased the Equipment.
- C. Contact the Capitol Bingo Equipment Service Manager at the most convenient phone number listed below:

- 1 (800) 321-0757 outside Ohio, but within the U.S.A.
- 1 (800) 537-3479 within the State of Ohio
- 1 (216) 961-3500 within the 216 area code or outside the continental U.S.A.
- 1 (216) 961-3641 fax number in Cleveland, Ohio
- 1 (800) 387-7621 within Ontario
- 1 (519) 770-4621 outside Ontario, but within Canada
- 1 (905) 670-0324 fax number in Canada

SERVICE CALLS WHICH DO NOT INVOLVE DEFECTIVE MATERIALS OR WORKMANSHIP AS DETERMINED BY ARROW IN ITS SOLE DISCRETION ARE NOT COVERED. COSTS OF SUCH SERVICE CALLS ARE THE RESPONSIBILITY OF THE PURCHASER.

Arrow wants you to remain a satisfied customer. If a problem occurs that cannot be resolved to your satisfaction, please contact us immediately, Phone one of the numbers listed above or write to:

Capitol Bingo Equipment Division
C/o National Service Manager
9900 Clinton Road
Cleveland, Ohio 44144

Please be sure to include the name, model number, serial number, date of original purchase, and the distributor from whom you purchased the Equipment, as well as any actions taken to correct the problem.